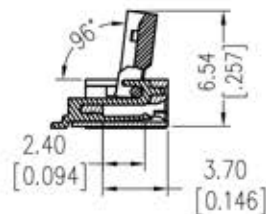
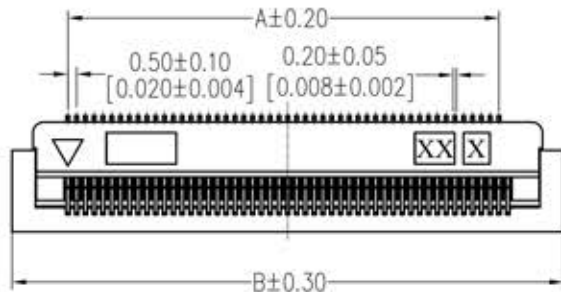


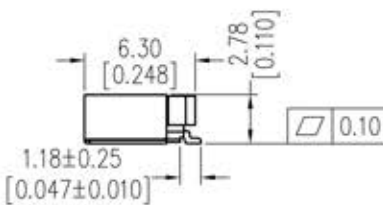
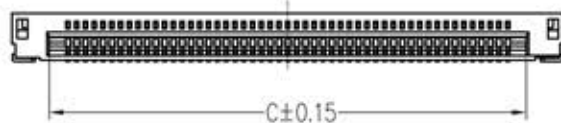
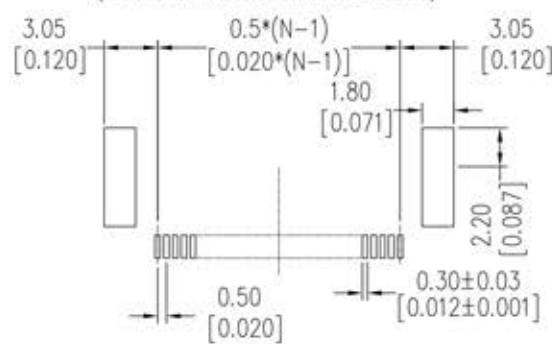
# HSF

NOTES:  
 Rated Current: 0.5AMP  
 Voltage rating: 50V AC/DC  
 Contact Resistance: 20mΩ max  
 Withstand Voltage: 500V AC/DC  
 Insulation Resistance: 800MΩ min  
 Operation Temperature: -25°C to +85°C

Terminal: Phosphor Bronze  
 Plating: Au plating on Ni over all.  
 Fattening Nail: Brass.  
 Plating: Sn plating on Ni over all.  
 Housing: LCP+30%GF UL94V-0  
 Gap: LCP+30%GF UL94V-0



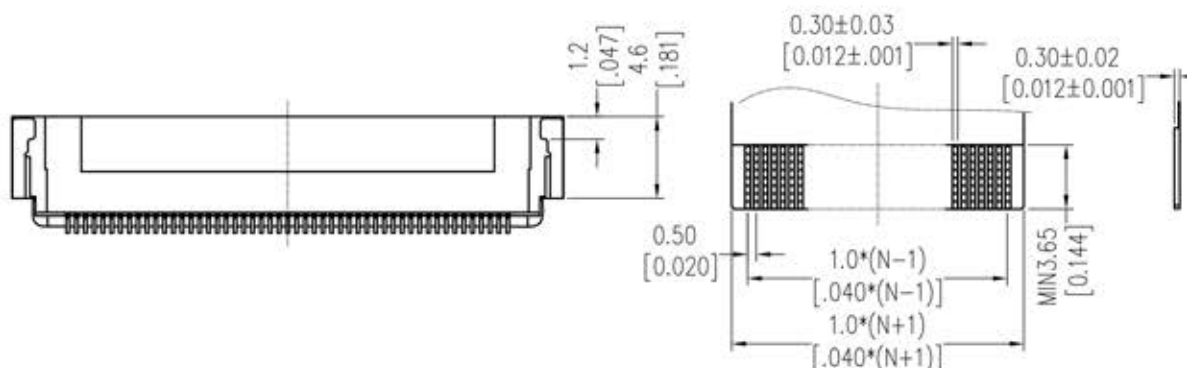
Recommended P.C.B Layout (Top Side)  
 (PCB BOARD TOLERANCE ±0.05)



## Ordering Information

5145-XX R Z B F W X 01

No. of Pins	Contact Type	Color	Packing
02-30P	B=Bottom contact	A=Brown	T=Tube
41 50P		B=Black	R=Reel
51 55P		W=White	
60 80P		E=Beige	
84 100P			
128 136P			



RECOMMENDED FFC(FREE)

PIN	DIM	A	B	C	PIN	DIM	A	B	C
22P	10.50	15.90	11.55	2P	0.50	5.90	1.55		
23P	11.00	16.40	12.05	3P	1.00	6.40	2.05		
24P	11.50	16.90	12.55	4P	1.50	6.90	2.55		
25P	12.00	17.40	13.05	5P	2.00	7.40	3.05		
26P	12.50	17.90	13.55	6P	2.50	7.90	3.55		
27P	13.00	18.40	14.05	7P	3.00	8.40	4.05		
28P	13.50	18.90	14.55	8P	3.50	8.90	4.55		
29P	14.00	19.40	15.05	9P	4.00	9.40	5.05		
30P	14.50	19.90	15.55	10P	4.50	9.90	5.55		
41P	20.00	25.40	21.05	11P	5.00	10.40	6.05		
50P	24.50	29.90	25.55	12P	5.50	10.90	6.55		
51P	25.00	30.40	26.05	13P	6.00	11.40	7.05		
55P	27.00	32.40	28.05	14P	6.50	11.90	7.55		
60P	29.50	34.90	30.55	15P	7.00	12.40	8.05		
80P	39.50	44.90	40.55	16P	7.50	12.90	8.55		
84P	41.50	46.90	42.55	17P	8.00	13.40	9.05		
100P	49.50	54.90	50.55	18P	8.50	13.90	9.55		
128P	63.50	67.90	64.55	19P	9.00	14.40	10.05		
136P	67.50	72.90	68.55	20P	9.50	14.90	10.55		
				21P	10.00	15.40	11.05		

				OPERATION	DRAW	DATE	SCALE	FIT	PART NO.	
				X.X	±0.40	JYHuang	2012/07/04	UNIT	mm	5145-XXRZBFX0X
				X.XX	±0.25	CHECK	DATE	SIZE	A4	TITLE:
				X.XXX	±0.15	APPROVE	DATE	SHEET	1/1	0.5FPC 90° SMT BOTTOM CONTACT
AO	2012/07/04		NEW	Angle	± 3'			PROJ.	☉	H=2.8mm BACK RISE TYPE
REV	DATE		MODIFICATION DESCRIPTION	CHANGE	DIM	TOL				Customer NO.