

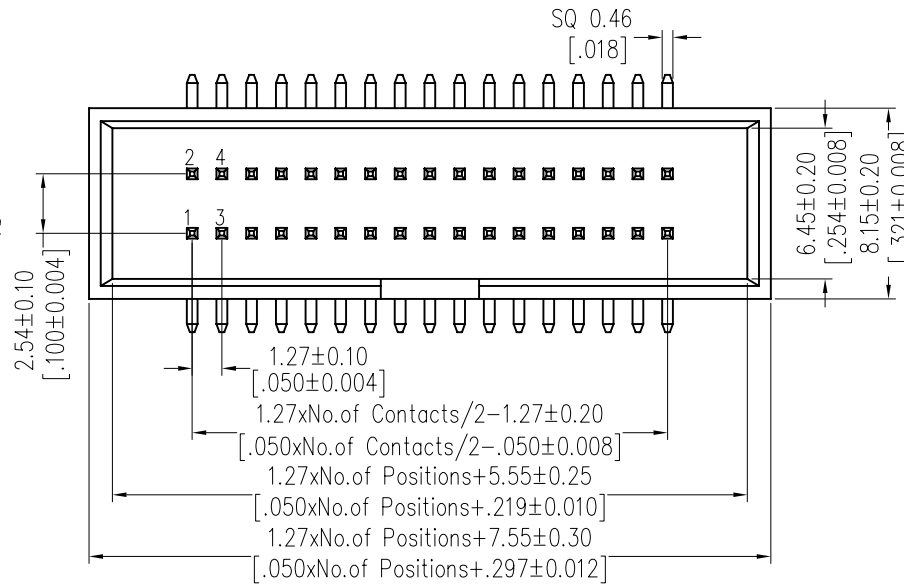
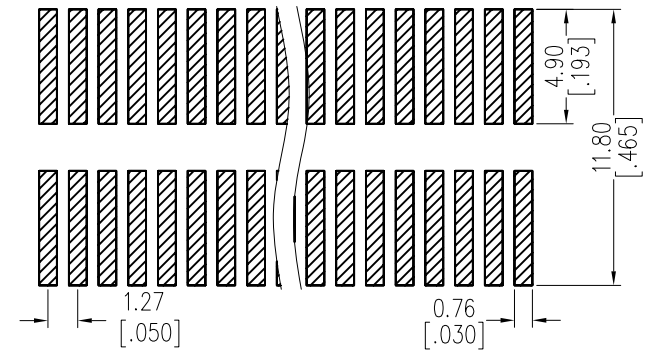
HSF

NOTES:

Current Rating: 1.0AMP
 Contact Resistance: 20mΩ Max
 Withstand Voltage: 500V AC/DC
 Insulation Resistance: 1000MΩ Min
 Operation Temperature: -40°C to +105°C

Contact Material: Brass
 Contact plating: Au Or Sn over Ni
 Insulator Material: PA9T+30%G.F UL94V-0

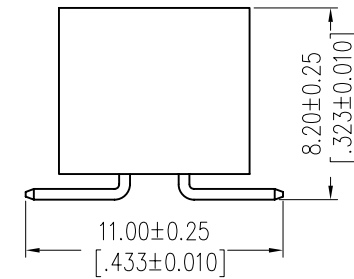
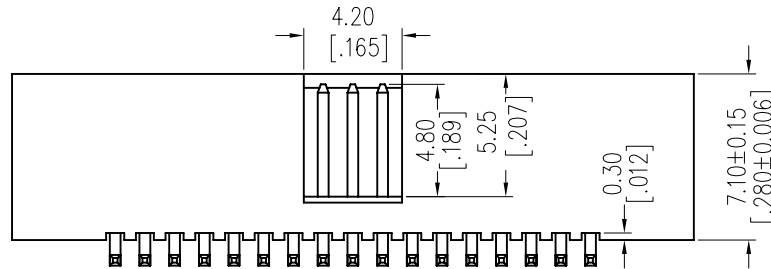
Recommended P.C.B Layout(Top Side)
 (PCB BOARD TOLERANCE±0.05)



Ordering Information

3143-XX M XX B K00 X 1

No. of Pins	Contact Plating	Color	Packing
10 34	G0=Gold Flash	B=Black	T=Tube
14 40	G3=10u"Gold	W=White	
16 44	G4=15u"Gold		
20 50	G5=30u"Gold		
24 60	S0=Gold Flash/Tin		
26 64	S3=10u"Gold/Tin		
30 80	S4=15u"Gold/Tin		
100	S5=30u"Gold/Tin		
	SN=Tin		



Item	Pitch	Mating
Standard	1.27X2.54	5242
Alternate		

REV	DATE	MODIFICATION DESCRIPTION	CHANGE	OPERATION	DRAW	DATE	SCALE	FIT	PART NO.
				x.x ±0.40	JYHuang	2012/09/18	UNIT	mm	3143-XXMXXBK00X1
				x.xx ±0.25	CHECK	DATE	SIZE	A4	
A0	2012/09/18	NEW	-----	x.xxx ±0.15	APPROVE	DATE	SHEET	1/1	TITLE: 1.27*2.54 BOX HEADER SMT H=7.10
				Angle ± 3'			PROJ.	Customer NO.	
				DIM TOL					